


# GULF STREAM SUPERNOVA

## 2010 Floor Plans & Specs

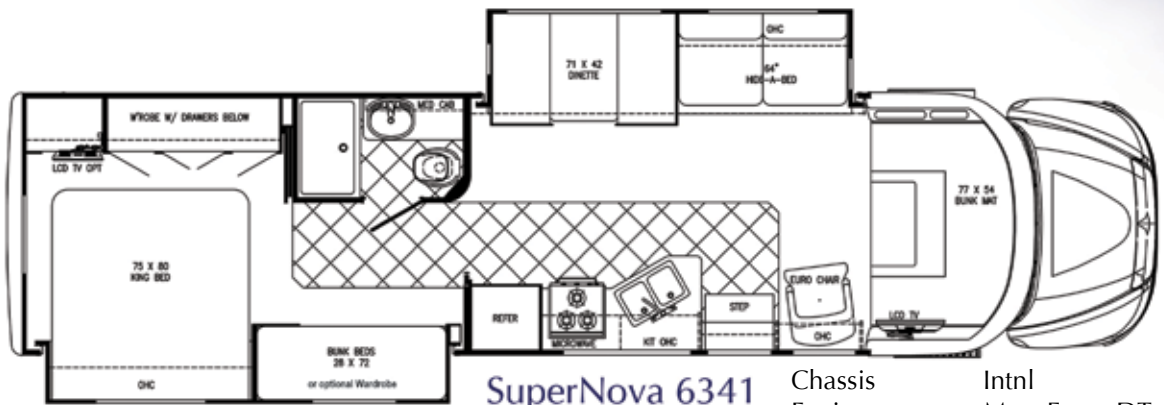


Length 34'1"  
 Height W/AC 12' 7"  
 Width 101"  
 Interior Height 83"  
 Interior Width 96"

Fresh Water 150 gal.  
 Grey/Black Water 52 gal.  
 Water Heater 12 gal.  
 LP Gas Tank 64 lbs.  
 Furnace BTU's 35,000

### SuperNova 6331

Chassis Engine Intl  
 MaxxForce DT  
 300 HP, 660 lbs Torque  
 Transmission Allison 3,000  
 Fuel 140 gal.  
 Wheel Base 266"  
 GVWR 25,900

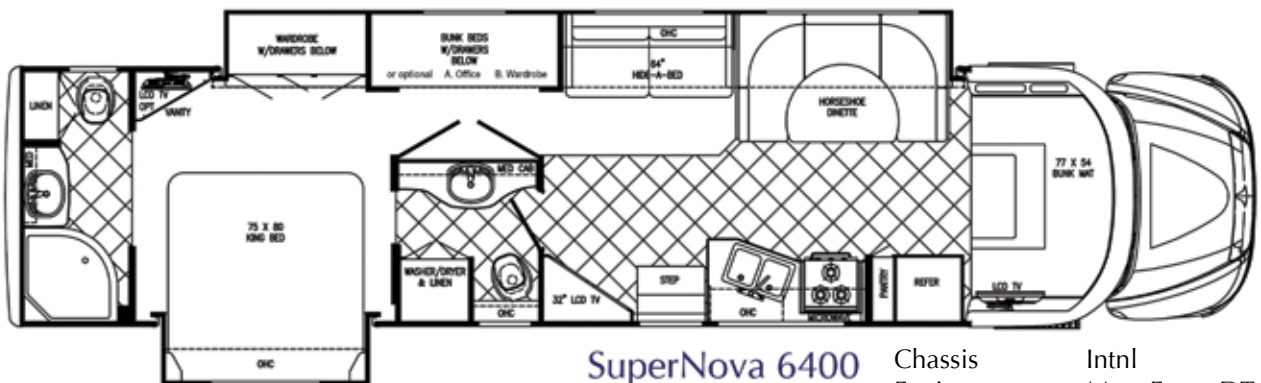


Length 36'6"  
 Height W/AC 12' 7"  
 Width 101"  
 Interior Height 83"  
 Interior Width 96"

Fresh Water 150 gal.  
 Grey/Black Water 52 gal.  
 Water Heater 12 gal.  
 LP Gas Tank 64 lbs.  
 Furnace BTU's 35,000

### SuperNova 6341

Chassis Engine Intl  
 MaxxForce DT  
 300 HP, 660 lbs Torque  
 Transmission Allison 3,000  
 Fuel 140 gal.  
 Wheel Base 266"  
 GVWR 25,900



Length 40"  
 Height W/AC 12' 7"  
 Width 101"  
 Interior Height 83"  
 Interior Width 96"

Fresh Water 150 gal.  
 Grey/Black Water (2) 52 gal.  
 Water Heater 12 gal.  
 LP Gas Tank 64 lbs.  
 Furnace BTU's 35,000

### SuperNova 6400

Chassis Engine Intl  
 MaxxForce DT  
 300 HP, 660 lbs Torque  
 Transmission Allison 3,000  
 Fuel 140 gal.  
 Wheel Base 278"  
 GVWR 25,900

## Fabric Options



## Standards

### Chassis

- 25,900 GVWR, 300HP DT466 International Diesel

### Exterior

- 7' Interior Height
- One-Piece Fiberglass Roof
- Bus Style Slam Latch Baggage Doors
- Flush Floor Slide
- Welded Aluminum Perimeter Frame
- Laminated 3/8" Structure Board Steel Floor Frame
- Fiberglass Front & Rear Caps
- Electric Awning
- Full Wall Slide (6400)
- Slide Out Room (Sofa/Din) (6331 6341)
- Slide Out Room (Bed)
- Radius Tinted Windows
- Lighted Trunk Boxes
- Rear Mud Flaps
- Electric Main Awning
- (2) Slide Out Toppers
- Stainless Steel Wheel Inserts
- Heated & Remote Exterior Sideview Mirrors
- Foam Seal & Undercoating
- Dead Bolt Lock Entry Door
- Entry Door Assist Bar
- Leveling Jacks
- Hitch w/ Plug
- Auto Electric Step
- Outside Rinse & Wash

### Décor

- Hard Rock Maple Interior
- Hardwood Stile Cabinet Fronts
- Roll Goods in Kitchen, Bath & Hall; Carpet Other Areas
- Shades Throughout
- Solid Surface Kitchen Countertop w/ Sink & Stove Covers
- Soft Touch Vinyl Ceiling Liner

### Power

- (2) Auxiliary Batteries
- 50 AMP Service w/ Auto Changeover & Converter
- 6.0 Onan Diesel Generator
- Battery Disconnect

### Heating & Cooling

- Dash AC
- 13,500 BTU Low Profile Ducted AC (Front)
- 11,000 BTU Low Profile Ducted AC (Bedroom)
- 35,000 BTU Furnace
- 25,000 BTU Furnace in Rear (6400)
- Arctic Package

### Bath

- Porcelain Stool
- Skydome
- Power Bath Vent
- Corner Shower w/ Surround
- Glass Shower Door

### Electrical

- Emergency Start Switch
- TV Antenna w/ AMP & Boost
- Monitor Panel
- Generator Switch & Hour Meter
- TV Jack in Bedroom
- Cable TV Ready
- Ceiling Light Wall Switch
- CD Player
- G-Sound w/ DVD Player
- Fluorescent Lights Throughout
- LCD TV in Front Cabover
- 32" LCD TV (6400)
- 19" LCD TV Across from Bunks (6341)
- CD/DVD Player w/ 5.1 Dolby Digital Surround Sound, AM/FM Radio and MP3 Capacity

### Furnishings

- Adjustable King Bed w/ Lifts, Innerspring Mattress, Bedspread & Pillows (N/A 6341)
- Queen Bed w/ Lifts, Innerspring Mattress, Bedspread & Pillows (6341)
- Dinette Booth Bed (N/A 6400)
- U-Shape Dinette (6400)
- Front Cabover Bed
- 6-Way Soft Touch Drive/Passenger Seats
- Soft Touch H.A.B.
- Inside Handrail
- Decorative Sofa Pillows (1 Pair/Sofa)

### Appliances

- Convection Microwave w/ 3-Burner Top
- 12 Gal Electronic Ignition Water Heater w/ By-Pass Valve
- Small 2-Way Double Door Refer
- LP Gas Tank
- Carbon Monoxide Detector
- LP Leak Detector

## Popular Options

### Miscellaneous

- 140 Gallon Fuel Tank (Required)
- 3-Speed Fantastic Attic Fan
- Black Flush Tank
- Upgraded Dash
- Fireplace (6400)
- Full Cabover Entertainment Center

### Heating & Cooling

- 15,000 BTU Low Profile Ducted Roof AC IPO 13,500

### Exterior

- Thermopane Windows
- Slick Fiberglass Exterior Walls w/ Full body
- Paint w/ Double Clear Coat
- Sky View Cap w/ Shade

### State Seals

- Nebraska, Oregon, Washington
- CSA Certification
- CRVA Canadian Marketing Campaign
- Canadian Transport Package  
(All N/C Items are Included in Base)  
(Previous Statement Must Appear on all CSA Units) RVIA Nat'l Mktg Campaign (Mandatory)

### Electrical

- Emergency Start Switch
- 19" LCD TV in Bedroom
- Dual Flip Down DVD's in Bunk Area (6400 6341)
- DSS Pre-Wire
- Back-Up Monitor
- AVS 100 Video Box
- 300W Inverter
- Weather Pro Electric Awning Upgrade

### Appliances

- Raised Refer Panels (N/A w/ Side by Side)
- Lrg 2-Way Double Door Refer (2862)
- Side by Side Refer w/ Ice Maker (N/A 6341)
- Combo Washer/Dryer (6400)
- Washer/Dryer Prep (6400)

### Power

- 8.0 Generator IPO 6.0 Diesel

### Furnishings

- Euro Chairs IPO Sofa (6400)
- Wardrobe IPO Bunks (6400 6341)
- Office Space IPO Bunks (6400)
- Free Stand Dinette w/ 2 Chairs (6341)
- (2) Additional Folding Chairs (6341)