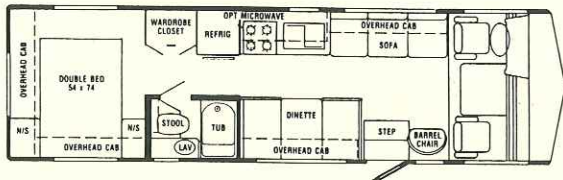


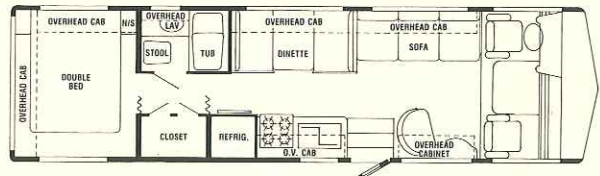
Sun Vista

by Gulf Stream Coach

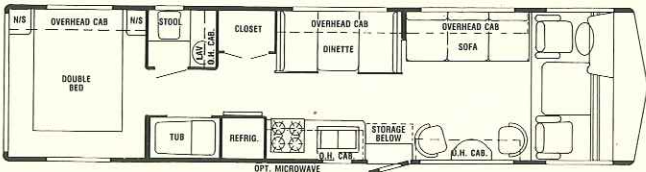
Features Hi-Rise Vista-View Windows
and Outstanding Exterior Storage.



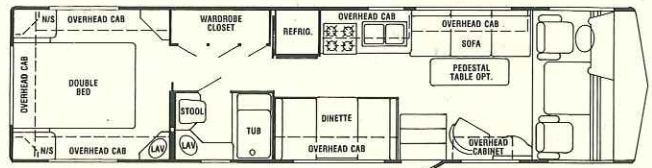
Model 8292-SPHR (Rear Opt.: 1,2,3)



Model 8310-SPHR (Rear Opt.: 1,2,3)



Model 8340-SPHR (Rear Opt.: 1,2,3)



Model 8342-SPHR (Rear Opt.: 1,2,3)

Floorplan Options - Rear



See reverse side
for Standard Specifications

Sun Vista

by Gulf Stream Coach

Standard Specifications

The following items are standard on Sun Vista models:

Interior and Decor

- Self-Edged and Radius-Cornered Countertops
- Custom Padded Dash W/Illuminated Gauges
- Windshield Privacy Drape
- Deluxe Furniture
- 3-Way Driver & Passenger Seats
- Deluxe Carpet
- Deluxe Door & Window Drapes
- Coordinated Bedspreads & Shams
- Oak-Framed Decorator Mirror
- Generous Overhead Storage

Exterior and Construction

- Super Structure Steel Truss Type Floor System
- Tubular Steel Cage Construction (16 Gauge, 1½" x 1½")
- Tubular Steel Perimeter-Type Floor
- Laminated Floors W/Metal Underbelly
- Supplemental Steel Chassis Reinforcement
- Outriggers Welded to Main Frame Rails and Bolted to Floor
- R7.5 1½" Block Foam Insulation in Floor, Walls & Roof
- Fully-Welded Steel Firewall
- Sealed Perimeter and Engine Compartment
- .040" Fiberglass Siding
- Panoramic Windshield
- Tinted Windshield & Windows
- Aerodynamic Exterior
- Outstanding Exterior Storage
- Deluxe Outside Mirrors
- Hi-Rise Vista-View Windows

Electrical Systems

- Easy Access Dual Battery System
- 12-Volt, 45-Amp Converter
- Electric Supply Cord
- Electric Overload Protection
- Generator Compartment
- Automotive-Type Color-Coded Wiring
- Quad Headlight System

Bath and Water

- Dual Holding Tanks - Approx. 100 Gal.
- Fresh Water Tank - Approx. 80 Gal.
- Demand Water System
- City Water Hook-Up
- Double Stainless Steel Sink
- Tub/Shower Combination - Most Models
- Marine Toilet

- Gravity Drains on Fresh Water Lines
- Outside Fresh Water Tank Drain

Appliances

- 4-Burner Range
- Lighted Power Range Hood
- 2-Door, 2-Way Refrigerator
- Microwave Ready

Heating, Ventilation and Air Conditioning

- 32,000 BTU Ducted Furnace W/Electronic Ignition - Most Models
- Pre-Wired for Roof Air Conditioning

Deluxe Standard Features

- Auto Dash Air Conditioner
- Auto Cruise Control
- Roof Rack & Ladder
- Spare Tire Carrier & Cover
- Wheel Covers
- AM/FM Cassette W/4 Speakers
- Monitor Panel
- Emergency Start Switch
- Power Vent in Bath
- Converter W/Battery Charger
- Generator Ready
- 85 Lb. LP Tank

Chassis

- 454 C.I.D. V-8 Engine
- John Deere Chassis W/460 V-8 Ford Engine, Available as an Option
- 3-Speed Automatic Transmission
- Electronic Ignition
- Gasoline Tank - Approx. 60 Gal.; John Deere Chassis - 90 Gal.
- 4.56:1 Rear Axle Ratio
- Power Steering & Brakes
- High Capacity Automotive Heater
- Dual Exhaust
- Tilt Steering Wheel
- Wheel Base:
- Model 8342 - 208"
- Exterior Length:
- Model 8310 - Approx. 31'
- Model 8340 - Approx. 34'
- Model 8342 - Approx. 34'
- Interior Height - 6'5"
- Coach Body Height - 10'5"
- Exterior Width - 8'0"

For further information and available floorplan options, contact your local dealer or Gulf Stream Coach, Inc.

Also ask about our Gulf Stream Classic, Sun Stream, Sun Stream Hi-Rise, Sun Sport and El Capitan Class A motorhomes, Conquest and Ultra Class C motorhomes, Conquest and Monogram vans, Foxfire and Conquest travel trailers and fifth wheels.

 **Gulf Stream Coach, Inc.**

An affiliate of Fairmont Homes, Inc.
P.O. Box 1005 • Nappanee, Indiana 46550

Gulf Stream Coach, Inc. reserves the right to make changes in prices, colors, materials, components and specifications and to discontinue models at any time without notice

or obligation. Gulf Stream Coach, Inc. assumes no responsibility for any error in type or print reproduction of specifications or floorplans in this brochure.

See reverse side for Floorplans